

Quick reference and installation guide

Thank you for choosing **SuperPiano** by **Piano & Cia**. We are thrilled to have you as part of our community. Your support means the world to us and allows us to continue developing unique, expressive musical tools. We hope this plugin inspires your music production for years to come.

Enjoy the journey,

Vinicius Dren

1

About SuperPiano

SuperPiano is not just another sampled piano; it is an exploration into a completely new, expressive sonic landscape. Our philosophy focuses on providing a responsive, character-rich instrument that reacts dynamically to your performance, blending acoustic realism with synthetic precision.

Main Features:

Lightweight & Efficient Design

Despite its complex sonic depth, SuperPiano is exceptionally **lightweight**, requiring around **700MB of disk** space. This efficiency allows for fast loading times and smooth performance without taxing your system resources or storage.

Proprietary Hybrid Synthesis

"The SuperPiano features a unique sound signature developed through a proprietary hybrid synthesis process. Instead of traditional sampling, we utilized **AI-driven spectral analysis** to combine the harmonic characteristics of multiple acoustic and digital sources.

AI-Driven Innovation

Specifically, our custom engine leverages techniques inspired by **DDSP (Differentiable Digital Signal Processing)**, technology developed by **Google Magenta**. This approach allows for flexible, differentiable synthesis, resulting in a completely new piano timbre that blends the organic resonance of physical instruments with the precision of digital synthesis."

Installation Guide

1. Extract the files

Unzip the contents of the downloaded package to a temporary location on your computer.

2. Install the plugin (VST3/64bit - Windows only)

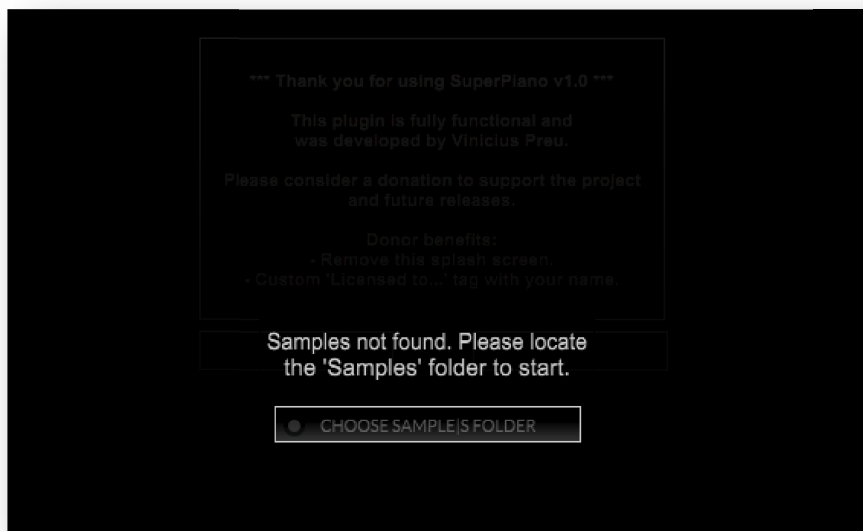
Move the SuperPiano.vst3 file to your system's **VST3 folder***.

Windows: C:\Program Files\Common Files\VST3

**Note: The folder indicated above is the most common location*

3. Initial Setup

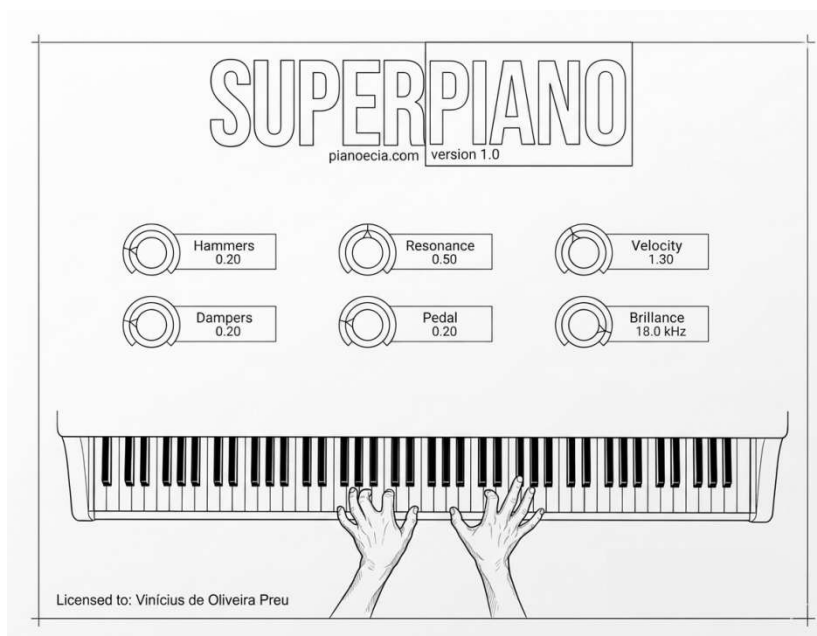
Open your DAW and load SuperPiano. Upon the first launch, a **Setup Panel** will appear asking for the sample location. Click "**Choose Samples Folder**" and select the folder where the samples is located. After that, **reload** Superpiano.



You may keep the samples folder in any location (such as an external drive). Just ensure you point the plugin to the correct directory during this initial setup.

**(C:\Program Files\Common Files\VST3\SuperPiano\Samples)- most common*

Interface controls



Hammers:

Controls the amount of mechanical hammer-strike attack noise mixed into the sound.

Resonance:

Adjusts the level of sympathetic string resonance, simulating the vibration of other strings when notes are held or the pedal is pressed.

Velocity:

Scaler for velocity sensitivity, adjusting how dynamically the sound responds to hard versus soft key strikes.

Dampers:

Adds or removes the sound of key-release mechanisms, simulating the sound of felt returning to the strings.

**Note: Just like a natural piano, damper sounds are only audible when the sustain pedal is not pressed. Additionally, the highest notes on the keyboard do not have dampers, allowing them to ring out freely.*

Pedal:

Controls the acoustic resonance and mechanical noise of the sustain pedal being depressed and released.

Brilliance:

Global tone control that filters the higher frequencies (indicated in kHz) to adjust the total spectral brightness of the instrument.

Support & Licensing

Why support this project?

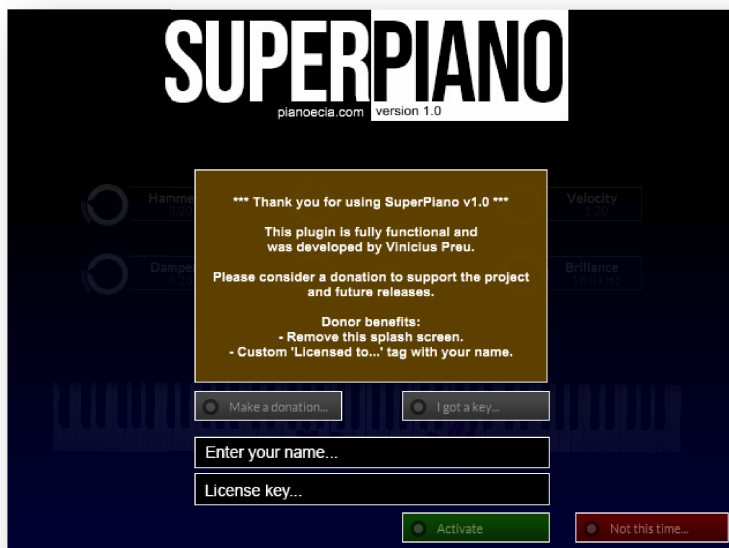
SuperPiano is the result of independent development and a passion for piano synthesis. If this instrument has become a part of your creative workflow, please consider supporting the project.

By making a donation of any amount, you help fund future updates and the development of new musical tools.

Licensing Benefits:

When you enter your personal license key in the **Donation Panel**:

- The donation reminder will be permanently **removed**.
- The plugin interface will be personalized with a "**Licensed to: [Your Name]**" inscription.



To get your key, simply click the 'Make a Donation...' button inside the plugin or visit our website at www.pianoecia.com.